

PM

Handwriting

4

Victorian Modern Cursive



SAMPLE

Deborah
Davis,
Susan Taylor
& Yale
Mercieca

Contents

Are you ready to write?	2	Self-assessment: Clockwise finishers g, j, y and z	20	Double letter pairs	43
Revision		Legibility: Size, spacing and slope		Common letter clusters	46
Correct letter formation	3	Using smaller lines	21	Classifying joins	48
Diagonal joins	6	Self-assessment: Using smaller lines	22	Revising touch joins	49
Diagonal joins to ascenders	8	Spacing	23	Pen lifts	50
Self-assessment: Diagonal joins	10	Self-assessment: Spacing	24	Converting between scripts	51
Touch joins	11	Slope	25	Numerals	52
Self-assessment: Touch joins	13	Self-assessment: Slope	26	Revising size, spacing and slope	53
Horizontal joins	14	Tricky joins		Introducing speed loops	
Horizontal joins to anti-clockwise letters	15	The letter 'e'	27	Speed loops to letters with ascenders	56
Horizontal joins to ascenders	16	The letter 's'	31	Speed loops from letters with descenders	57
Self-assessment: Horizontal joins	17	The letter 'f'	35	When to avoid speed loops	58
Clockwise finishers g, j, y and z	18	Joining to 'x'	39	Practising speed loops	59
		Joining to 'z'	40	Handwriting in context	61
		Self-assessment: All tricky joins	41	Final self-assessment	63
		Consolidation		Teacher observation guide	64
		Correct letter formation	42		

Diagonal joins to ascenders




Remember: diagonal joins to ascenders meet at the magic line.



Sweep up and retrace part of the ascender.

Trace and copy these letter pairs with diagonal joins to ascenders.



PM Handwriting 4 learning features

Large letter models to introduce or reinforce the skill or join

Practising the skill or join within letter pairs or words

Revision of correct letter formation in Victorian Modern Cursive script

Carefully sequenced activity pages designed to revise and consolidate the skills required to write in cursive script with fluency and legibility

Revision and practise of speed loops

Diagonal joins to ascenders

Remember: diagonal joins to ascenders meet at the magic line.

Sweep up and retrace part of the ascender.

Trace and copy these letter pairs with diagonal joins to ascenders.

ll ml nt nh th tt ul ub

Trace and copy these words with diagonal joins to ascenders.

dever their about culture

dwell country rock spatial

call change special sunset

Self-assessment: Touch joins

Copy the text. Remember to be careful with your touch joins.

People who live in Australia enjoy many aquatic sports like surfing and canoeing.

After these activities, it is refreshing to eat an icy pop.

Self-assessment

Rate your touch joins.

I need practice. They are getting better. My touch joins are excellent!

Speed loops to letters with ascenders

Speed loops can make your handwriting more fluent. You have less to retrace.

When using a speed loop to join to h, k, l or t, make sure the loop and the ascender meet at the magic line.

coral → coral

rb sh

Trace and copy these letter pairs with speed loops to ascenders.

ll ml nt nh th tt ul ub

Copy these words with speed loops to ascenders.

shore snorkelling bubble dumb

Copy the text.

Ningaloo Reef is rich in colourful coral, tropical fish, turtles and whale sharks.

Speed loops from letters with descenders

When making a speed loop from g, j, y or z, trail your pen from the end of the letter, crossing at the baseline.

The loop should be about half the width of the letter.

Ningaloo

Trace and copy these letter pairs with speed loops from descenders.

ga gl go ja ju zo zy

Copy these words with speed loops from descenders.

dugongs rejoice rays playful ozone

delight flight eagle purple sipping

Copy the text.

Angie was delighted to see a group of playful dugongs when visiting Ningaloo.

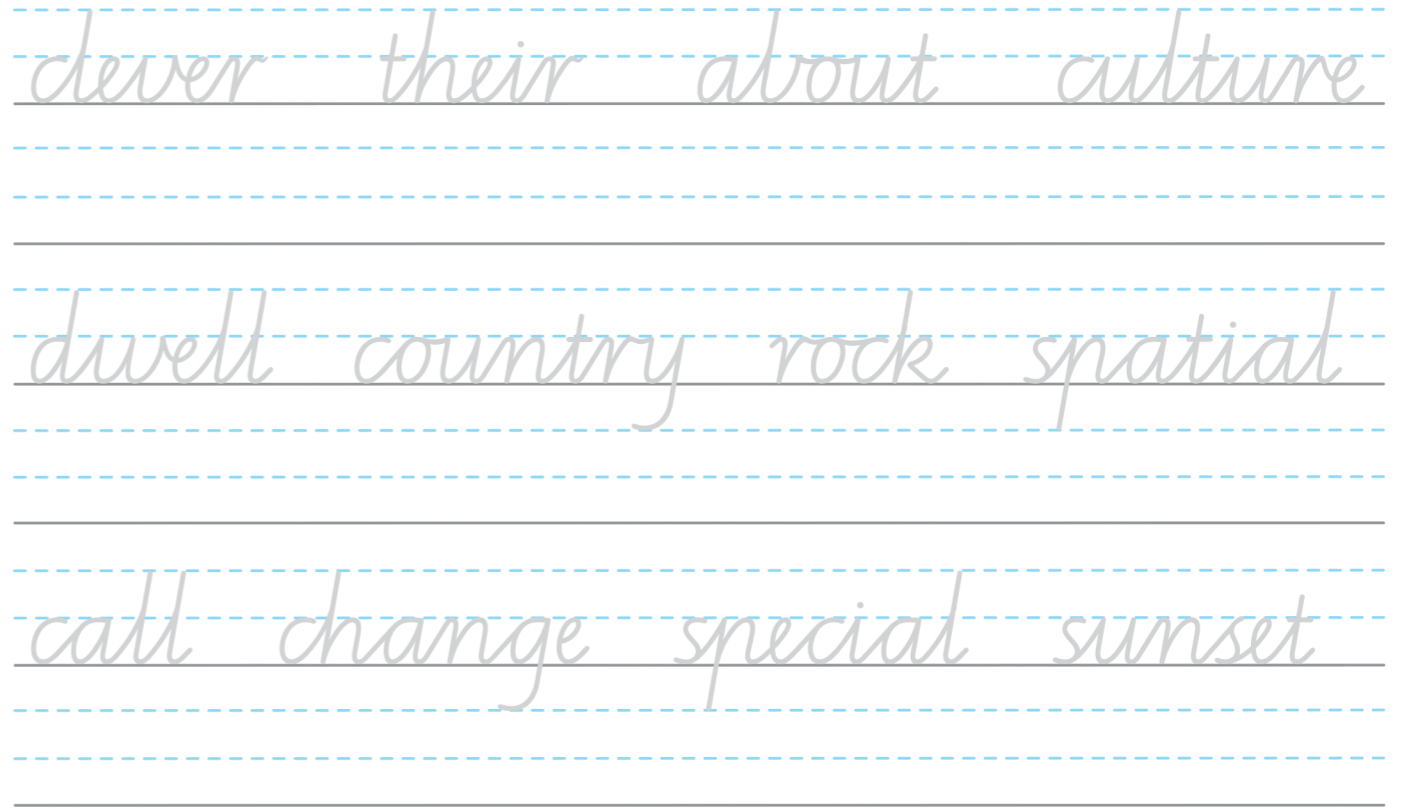
Practising the skill or join within a passage of text

Regular student self-assessments and revision activities to reinforce skills

Regular student tips and reminders

QR code linked to online extension activities on selected pages

Trace and copy these words with diagonal joins to ascenders.



Copy these words with touch joins. The blue dots show which joins are touch joins.

island creatures endangered

places camouflage predator

Add a dot above every touch join in the text below. Then copy the text.

The Great Barrier Reef is one

of the Seven Wonders of the

World and must be managed

carefully for the future.



Self-assessment: Touch joins

Copy the text. Remember to be careful with your touch joins.

People who live in Australia

enjoy many aquatic sports

like surfing and canoeing.

After these activities, it is

refreshing to eat an icy pole.

SAMPLE



Self-assessment

Rate your touch joins.



I need practice.



They are getting better.



My touch joins are excellent!

ISBN: 9780170424066

ISBN: 9780170424066

Speed loops to letters with ascenders



Speed loops can make your handwriting more fluent. You have less to retrace.



Ningaloo Marine Park

coral → coral



When using a speed loop to join to b, h, k or l, make sure the loop and the ascender meet at the magic line.

rb sh

Trace and copy these letter pairs with speed loops to ascenders.

ab mb ub ch sh th ck rk sk al ll

Copy these words with speed loops to ascenders.

shore snorkelling bubble climb

Copy the text.

Ningaloo Reef is rich in colourful coral, tropical fish, turtles and whale sharks.

Speed loops from letters with descenders



When making a speed loop from g, j, y or z, trail your pen from the end of the letter, crossing at the baseline.

Ningaloo



The loop should be about half the width of the letter.

Trace and copy these letter pairs with speed loops from descenders.

ga gr jr ja ju je ye yi yo za zi zo



get.ga/PMWA175

Copy these words with speed loops from descenders.

dugongs rejoice rays playful ozone

delight flight eagle puzzle sizzling

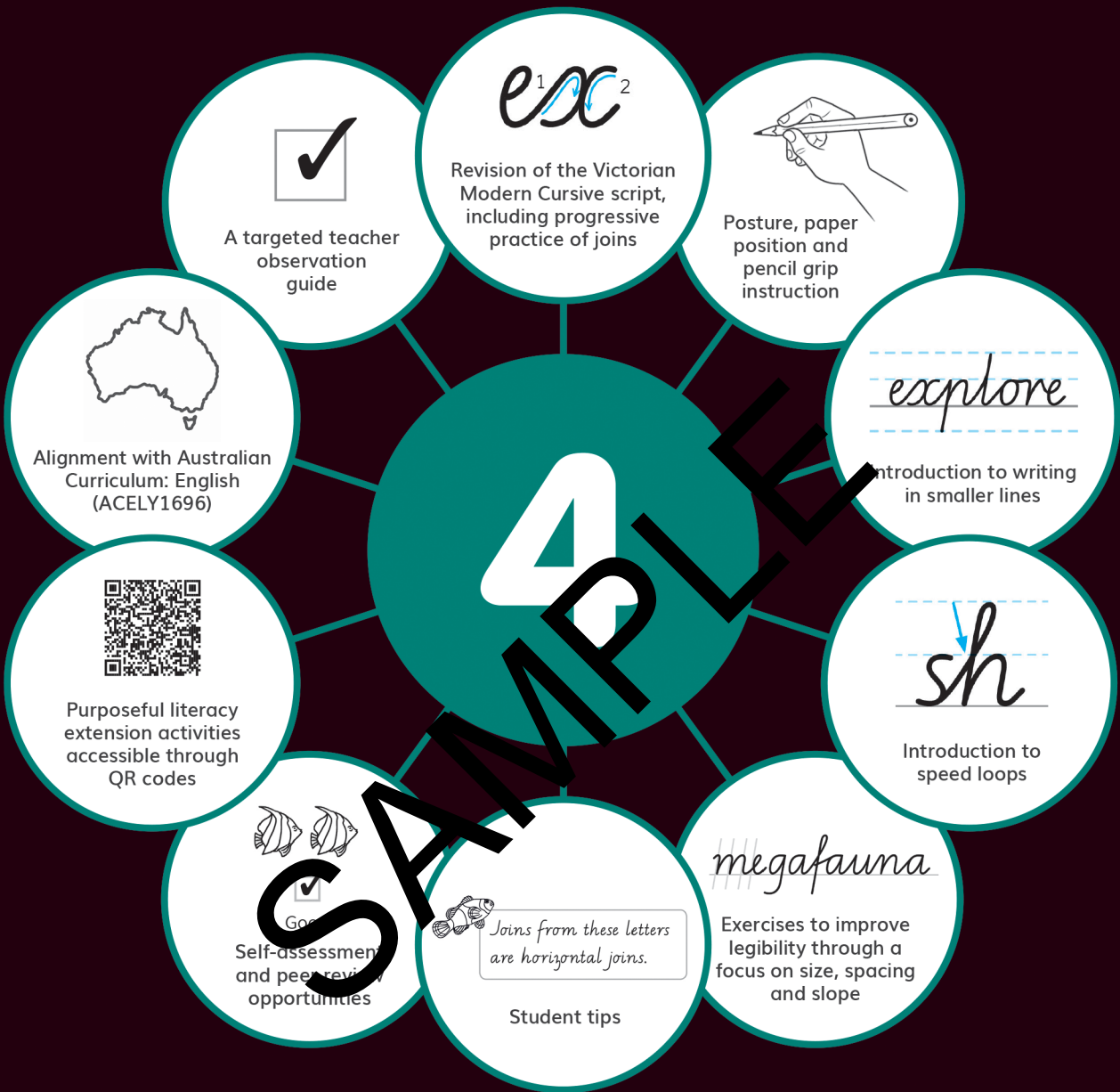
Copy the text.

Angie was delighted to see a group of playful dugongs when visiting Ningaloo.

ISBN: 9780170424066

ISBN: 9780170424066

PM *Handwriting* is a carefully sequenced program of handwriting instruction for Foundation to Year 6. It is designed to support students in developing a fluent, legible and automatic handwriting style.



A comprehensive handwriting program for Victoria:

- | | | | | | | |
|---|---|---|---|---|---|---|
| F | I | 2 | 3 | 4 | 5 | 6 |
| PM Handwriting
Victorian
Modern
Cursive
Foundation
9780170421416 | PM Handwriting
Victorian
Modern
Cursive
Year 1
9780170424035 | PM Handwriting
Victorian
Modern
Cursive
Year 2
9780170424042 | PM Handwriting
Victorian
Modern
Cursive
Year 3
9780170424059 | PM Handwriting
Victorian
Modern
Cursive
Year 4
9780170424066 | PM Handwriting
Victorian
Modern
Cursive
Year 5
9780170424073 | PM Handwriting
Victorian
Modern
Cursive
Year 6
9780170424080 |